

موقع عيون البصائر التعليمي

الجمهورية الجزائرية الديمقراطية الشعبية
وزارة التربية الوطنية
الديوان الوطني للمطبوعات المدرسية

My Book of English

Hello !

Good morning



3rd year
Primary School

<https://www.facebook.com/bassair>

الجمهورية الجزائرية الديمقراطية الشعبية
وزارة التربية الوطنية
الديوان الوطني للمطبوعات المدرسية

MY BOOK OF ENGLISH

PRIMARY SCHOOL YEAR THREE

TAMRABET Lounis

Head of Project & Curriculum Designer

CHENNI Abdelfetah

Teacher Trainer & Material Writer

الفريق التقني

التنسيق والإشراف : شكرون حسان - بودالي الزهرة

التصميم والتركيب : حمدي باشا راضية

تصميم الرسومات : بغداد توفيق

بوحيلة فضيلة المولودة مجاجي

شمول زهية

الحسين لوزة

معالجة الصور : عميري فريد

قاسي وعلي يوسف

بِسْمِ اللَّهِ الرَّحْمَنِ الرَّحِيمِ

مقدمة

عَزِيزِي الْمُتَعَلِّمُ ؛

هَذَا كِتَابُكَ الْأَوَّلُ فِي اللُّغَةِ الْإِنْجِلِيزِيَّةِ، وَأَنْتَ مُقْبِلٌ عَلَى تَعْلُمِهَا لِأَوَّلِ مَرَّةٍ فِي الْمَدْرَسَةِ .

تَأْكُذُ أَنَّكَ سَتَتَعَلَّمُ هَذِهِ اللُّغَةَ بِمُمَارَسَتِكَ لِنَشَاطَاتٍ تَمْنَحُكَ فُرْصَةَ التَّوَاصُلِ شَفْهِيًا مَعَ زُمَلَائِكَ وَأَسَاتِذَتِكَ.

وَسَتَتَعَلَّمُ مِنْ خِلَالِ مَوَاضِيَعٍ مُتَنَوِّعَةٍ تُخَصُّ عَائِلَتَكَ وَمَدْرَسَتَكَ، وَبَيْتَكَ وَلَعَبَكَ، وَالْحَيَوَانَاتِ الْأَلِيفَةَ الَّتِي تُحِبُّهَا، لِتَتِمَكَّنَ مِنَ التَّوَاصُلِ مَعَ أَصْدِقَائِكَ دَاخِلَ الْوَطَنِ وَخَارِجَهُ فِي الْأَعْيَادِ وَالْمُنَاسَبَاتِ.

مِنْ خِلَالِ اللَّعِبِ، سَيُسَاعِدُكَ هَذَا الْكِتَابُ عَلَى الْحَدِيثِ بِاللُّغَةِ الْإِنْجِلِيزِيَّةِ وَعَلَى كِتَابَتِهَا بِسُرٍّ، وَيُمْكِّنُكَ مِنَ التَّفْتِيحِ عَلَى الْعَالَمِ، وَيُعَزِّزُ حُبَّكَ لَوْطَنِكَ.

اعْتَنِ بِهَذَا الرَّفِيقِ، وَحَافِظْ عَلَى صُحْبَتِهِ، فَلَا تُلْطِّخْهُ، وَلَا تُمَزِّقْهُ حَتَّى يَسْتَفِيدَ مِنْهُ غَيْرُكَ بَعْدَ هَذَا الْعَامِ.

وَفَقَّكَ اللَّهُ وَبَارَكَ اجْتِهَادَكَ

MY FIRST ENGLISH CLASS

Page 6

1

ME, MY FAMILY
AND MY FRIENDS

Page 8

2

MY
SCHOOL

Page 19

PRESENTATION
MY BOOK OF ENGLISH

6

MY FANCY
BIRTHDAY

Page 52

3

MY HOME

Page 30

5

MY PETS

Page 45

4

MY PLAYTIME


Page 38





MY FIRST ENGLISH CLASS

1. Listen, look and say.



Show. / Point.



Listen.



Look.



Read.



Draw.



Colour.



Write.



Repeat. / Say.



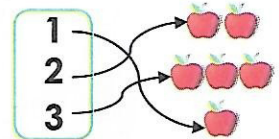
Tick.



Cross.



Circle.



Match.

2. Listen, look and tick the right box in your copybook.

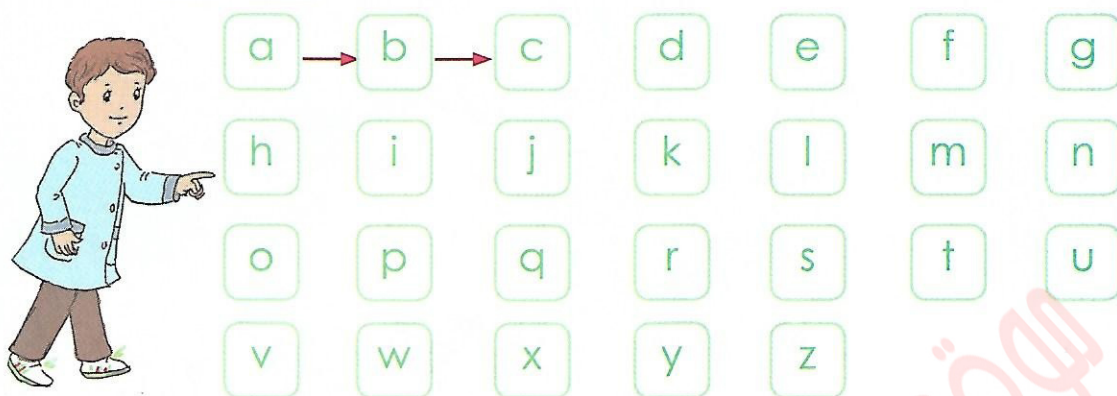
1 → ☐ → ☐ → ☐ → ☒

2 → ☐ → ☐ → ☐ → ☐

3 → ☐ → ☐ → ☐ → ☐


3. Listen, look and say the small letters of the alphabet.
4. Listen, look and say the capital letters of the alphabet.
5. Listen, say and show the small letters of the alphabet.

Small letters:

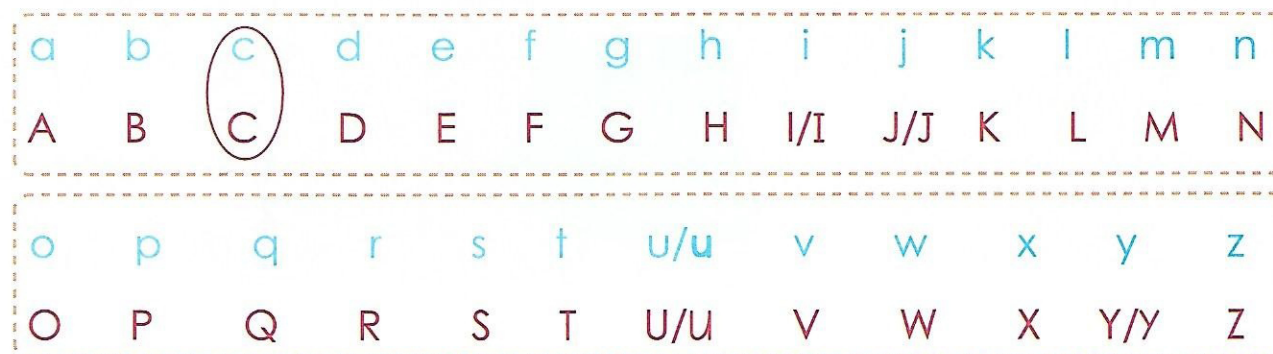


6. Listen, say and show the capital letters of the alphabet.

Capital letters:




7. Read and circle on your copybook the small and capital letters with the same shape.



8. Listen, look and sound the letters of the English alphabet.

1. Listen and show.



2. Listen and repeat.

3. Listen, look and do the same with your friend.



4. Read and colour 'Hello' and 'Good bye' in your copybook.

1 Hello

B e l l o

H e l l i o

H a l l o

F e l l o

H e l l o

2 Good bye

G o o d b e y

F o o d b y e

Q o o d b y e

G o d o b y e

G o o d b y e

3. Listen, look and do the same with your friend.



4. Read and colour 'Hello' and 'Good bye' in your copybook.

1 Hello

B e l l o

H e l l i o

H a l l o

F e l l o

H e l l o

2 Good bye

G o o d b e y


F o o d b y e

Q o o d b y e

G o d o b y e



G o o d b y e

5. Listen, look and match in your copybook (example: 4 = D).




6. Listen, look and sound the letters of the alphabet.

7. Listen, look and sing the song.




8. Look, read and complete the words. Circle the right box in your copybook.




..?.. randmother

b	g	d
1	2	3




..?.. randfather

p	q	g
1	2	3




..?.. other

n	m	w
1	2	3



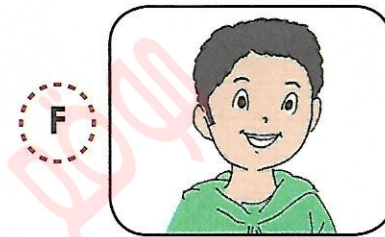
..?.. ather

t	l	f
1	2	3



..?.. ister


x	s	y
1	2	3




..?.. rother

p	d	b
1	2	3

9. Listen and say your name.







10. Ask and answer.



11. Listen, say and show the numbers.



12. Listen to the story.



13. Listen and say the number.

14. Listen, repeat and tick the right box in your copybook.







- a. She's 4. ☐ c. He's 5. ☐ e. She's 8. ☐ g. She's 9. ☐
 b. She's 3. ☒ d. He's 10. ☐ f. She's 7. ☐ h. She's 6. ☐

15. Ask and answer.















16. Listen to the story again (activity 12 – page 13) and act out 'scene 4'.

12. Listen to the story.



13. Listen and say the number.

17. Listen and match in your copybook.

18. Listen, read and do the same with your friend.

1

Hello, I'm Robotten.
I'm ten. I live in Algiers.
I speak Arabic, English
and French.

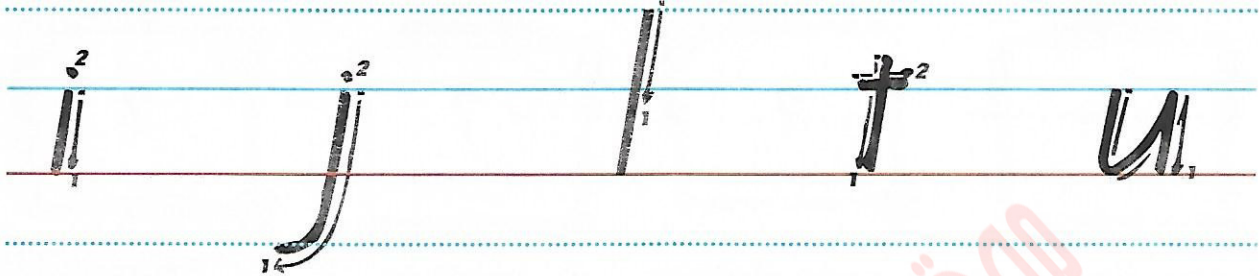
2

This is my friend, Peter.
He's eight. He lives in
London. He speaks
English.




My handwriting

1. Read and sound the letters: i – j – l – t – u.
2. Look and write the letters with your finger in the air.
3. Copy the small letters in your copybook.




4. Copy the capital letters in your copybook.



Listen, look and sing the song.




family



MY PROJECT: My pictictionary


Draw or stick the pictures in your copybook.



grandmother
(grandma)




grandfather
(grandpa)



mother
(mum)




father
(dad)



sister



brother




friend



friend

2 MY SCHOOL


1. Listen and show.



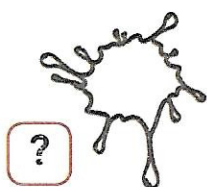
2. Listen and repeat.

3. Listen, look and repeat the name of the colour.


4. Listen, look and number the colour in your copybook.



black



white



blue




green



red

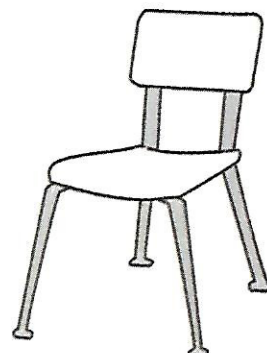
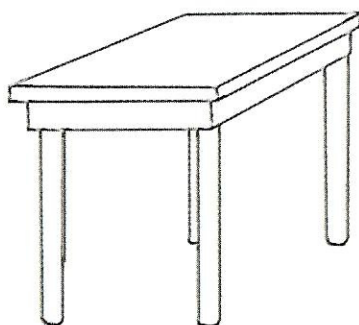
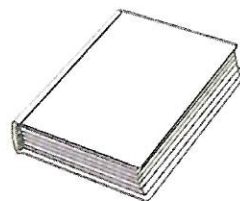
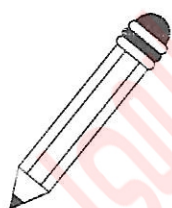


yellow



brown

5. Draw and colour the pictures in your copybook.





6. Look at your friends' pictures (activity 5). Ask and answer.



7. Listen, look and sing the song.



8. Listen to the story.




9. Listen and say the number.

10. Listen to the story again. Read and say 'yes' or 'no'.

- a. The pen is green. **No**
- b. The pen is under the chair.
- c. The pencil is red.
- d. The eraser is on the table.
- e. The book is in the schoolbag.

11. Choose a scene (activity 8) and act it out.

12. Hide, seek and find. Play the game with your friends.



15. Read and speed-spell the words. Play the game with your friends.

1. One. Black.


2. r..... e d

1 RED	ERASER	SUNDAY	ENGLISH
2 BLACK	CRAYON	MONDAY	ARABIC
3 WHITE	PENCIL	TUESDAY	FRENCH
4 YELLOW	SCHOOLBAG	WEDNESDAY	MATHS
5 BROWN	BOOK	THURSDAY	SCIENCE
6 GREEN	CHAIR	FRIDAY	HISTORY
7 BLUE	TABLE	SATURDAY	CIVICS

16. Read and find the intruder. Put a cross in the right box on your copybook.

- A 1. Sunday ☐ 2. brown ☒ 3. Friday ☐ 4. Saturday ☐
- B 1. chair ☐ 2. table ☐ 3. civics ☐ 4. crayon ☐
- C 1. tablet ☐ 2. green ☐ 3. blue ☐ 4. yellow ☐
- D 1. science ☐ 2. chair ☐ 3. history ☐ 4. geography ☐

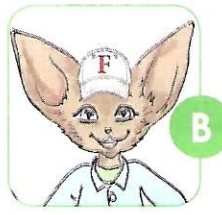
17. Listen and match with coloured pencils in your copybook.



A

a


English



B

b

Arabic



C

c

maths

Days of the Week

1

Sunday

2

Monday

3

Tuesday

4

Wednesday

5

Thursday

6

Friday

7

Saturday

18. My school timetable. Play the game with your friends.

1. One. Blue.

2. When do you have English?

1	2	3	4	5
Sunday	Monday	Tuesday	Wednesday	Thursday
English	history and geography	Arabic	science and technology	maths
maths	science and technology	French	Arabic	history and geography
French	Islamic education	arts	civics	physical education

19. Draw and colour your school timetable in your copybook.



1. Listen and repeat.



cup




rug




A cup under the rug.

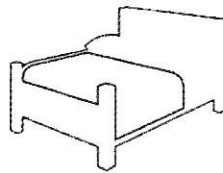
2. Draw the pictures in your copybook. Listen and colour the pictures in green when you hear the 'u' words.



1



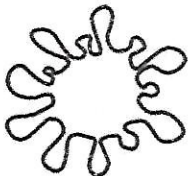
2




3



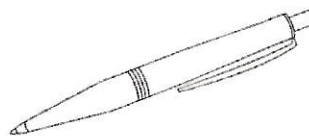
4



5



6



7



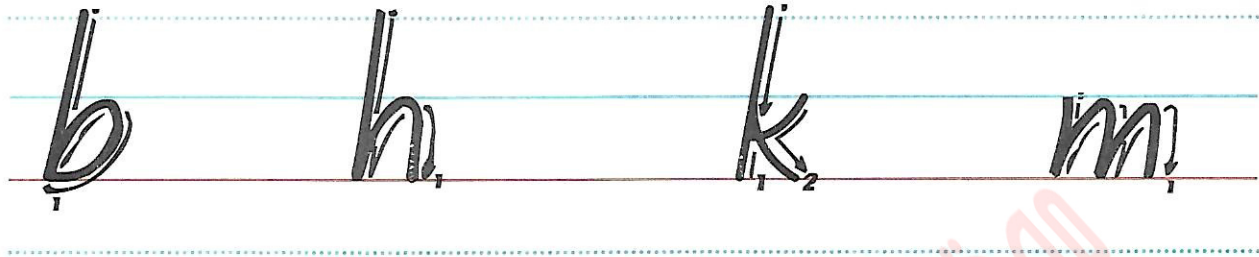
8

3. Listen, look and repeat. Sound and spell the words.




My handwriting


1. Read and sound the letters: b – h – k – m.
2. Look and write the letters with your finger in the air.
3. Copy the small letters in your copybook.




4. Copy the capital letters in your copybook.




Listen, look and sing the two songs.



1




2




MY PROJECT: My pictictionary


Draw or stick the pictures in your copybook.



pen




coloured pencil




pencil




tablet




crayon




schoolbag




eraser



book




table




chair

MY PROJECT: My pictictionary


Draw or stick the pictures in your copybook.




pen




coloured pencil




pencil




tablet




crayon




schoolbag




eraser



book



table



chair

3 MY HOME

1. Listen and show.

B bedroom

kitchen

dining room

C bedroom

A bedroom

garden

D bedroom

living room

E bedroom

bathroom


toilet

2. Listen and repeat.

3. Look at the picture (activity 1), read and answer by 'yes' or 'no'

- a. There is one garden in the house. Yes
- b. There are six bedrooms in the house.
- c. There are five bedrooms in the house.
- d. There are two bathrooms in the house.
- e. There is one bathroom in the house.
- f. There is one living room in the house.

4. Listen, look at the pictures and tick the right box in your copybook.



- a. He is sitting **opposite** his sister. ?
- b. He is sitting **next to** his sister. ?
- a. He is sitting **next to** his sister. ?
- b. He is sitting **opposite** his sister. ?

5. Listen, look at the picture (activity 1) and match on your copybook.

grandparents' bedroom	1	A
parents' bedroom	2	B
Meriem's bedroom	3	C
Yassine's bedroom	4	D
Lilia's bedroom	5	E

6. Look at the picture (activity 1). Ask and answer.

1. Where's the kitchen?
3. Where's the bathroom?

2. It's next to ...
4. It's opposite ...


7. Look at the picture (activity1) and circle the right answer in your copybook.



1. Where's she?
- a. She's in the bedroom.
 - b. She's in the kitchen.**
 - c. She's in the bathroom.







2. Where's he?
- a. He's in the bathroom.
 - b. He's in the garden.**
 - c. He's in the bedroom.



3. Where's she?
- a. She's in the bathroom.
 - b. She's in the garden.**
 - c. She's in the bedroom.


8. Make mini paper puppets of your family members (mum, dad, brother, sister).



9. Use your paper puppets and play the game with your friends.

1. Where's my sister's bedroom?
3. Where's she?

2. It's next to/opposite...
4. She's in...



10. Reorder the numbers of the black letters in your copybook.

Read and spell.

1 2 3 3 2 1
DEB ROOM BED ROOM

1 2 3 4
THAB ROOM

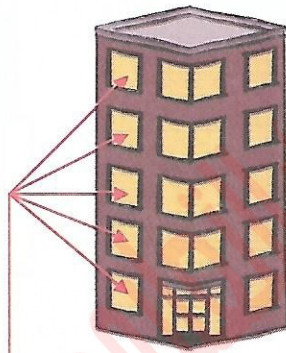
1 2 3
VIL IN ROOM

1 2 3
NID IN ROOM


11. Use the code and name the pictures in your copybook.

code:

1 = a
2 = e
3 = f
4 = h
5 = l
6 = o
7 = s
8 = t
9 = u




This is a 3 5 1 8.



This is a 4 6 9 7 2.

12. Listen, read and do the same with your friend.

1



Hello, I'm Robotten.
I live in a flat in Algiers.
In my flat, there are five
bedrooms, a kitchen,
a dining room, a living
room and a bathroom.
My bedroom is next to
the kitchen.

2



Hello, I'm Peter. I live in a
house in London. In my house,
there are four bedrooms,
a kitchen, a living room,
a dining room and two
bathrooms. My bedroom is
opposite the garden.




1. Listen and repeat.



pen



bed



A pen on the bed.

2. Listen and repeat.



A pie



B Bye.



C pea




D bee



E pear



F bear



G push



H bush



I pull



J bull



K pin



L bin

3. Listen and circle 'p' or 'b' in your copybook.

1 p / b

2 p / b

3 p / b

4 p / b

5 p / b

6 p / b

4. Listen, look and repeat.



My handwriting

1. Read and sound the letters: n – p – r.
2. Look and do the same with your finger on the table.
3. Copy the small letters in your copybook.

n

p

r

4. Copy the capital letters in your copybook.

N

P

R

Draw and colour the house in your copybook. Use the colour key.



MY PROJECT: My pictictionary

Draw or stick the pictures in your copybook.



living room



dining room



bedroom



kitchen



bathroom




toilet

Listen, look and sing the song.








1. Listen and show.



2. Listen and repeat.



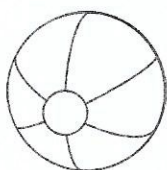
3. Listen and match in your copybook.



4. Draw your favourite toy in your copybook and colour it with your favourite colour. Ask and answer.

1. What's your favourite toy?
3. What's your favourite colour?

2. It's a...
4. It's...



5. Read the words (→ ↓ ↘) and write the correct numbers in your copybook.

0. doll	1. ball	2. pen
A 3. train	4. car	5. flat
6. maths	7. English	8. bike


(0. 4. 8)

0. pencil	1. crayon	2. father
B 3. science	4. book	5. mother
6. French	7. eraser	8. history

0. pen	1. bag	2. kitchen
C 3. crayon	4. pencil	5. Arabic
6. robot	7. kite	8. computer


0. bedroom	1. flat	2. maths
D 3. house	4. toilet	5. Arabic
6. brother	7. sister	8. kitchen

6. Look at the pictures. Read and say the correct answer.



a. This is a black car. b. This is a white ball. c. This is a blue bike. d. This is a red kite.

7. Look at the pictures and find seven words in the grid (→ ↓).
Read and spell them to your friends.



8. Read the sentences to your friends.

1. My favourite toy is a robot.
2. My favourite colour is green.
3. What's your favourite colour?



1. Listen and repeat.



black



cat




bag



A black cat in a black bag.

2. Listen and circle the letters in your copybook when you hear the 'a' words.



a



b



c



d



e




f



g



h



i



j


3. Listen, look and repeat. Sound and spell the words.

MY PROJECT: My pictictionary

Draw or stick the pictures in your copybook.



doll



train




bike




computer



ball



car




robot



kite

1. Listen and show.



2. Listen and repeat.



3. Listen and say the number.

small

big

short


long



4. Look and match in your copybook.



a



b



c



tail



feather



bill



fin

5. Complete the sentences in your copybook with: 'canary; goldfish; rabbit; tail (x 2); bill; cat.'

a. A canary has got a short _ill.

b. A r _ b _ _ t has got a short _ _ il.

c. A c _ t has got a long t _ _ l.

d. A go _ df _ sh is small.





6. Listen and say the number.



7. Listen and act it out with your friend.

1. Have you got a pet?
2. What is it?
3. What colour is it?

8. Listen to the story.



9. Listen and say the number.

10. Listen to the story again. Read and say the correct answer.

a. Kamel has got a snake.

b. The canary has got long yellow fins.

c. Katia has got a pet.

d. Robotkid has got a big dog.

e. The fennec has got a long tail and short ears.

No, he hasn't.
He's got a canary.

11. Choose 'scene one' or 'scene three' (activity 8) and act it out with your friend.

مركز البحوث التربوية



1. Listen and repeat.



dog



doll



long hair

The dog and the doll have got long hair.

2. Listen and say the letter when you hear the 'o' words.



b



c



d



e



f



g



h



i



j



3. Listen, look and repeat. Sound and spell the words.

4. Look at the pictures, listen and read the sentences.




A fox pops out of a box. He stops two frogs from eating two hot dogs on top of the rocks.

5. Read and speed (activity 4). Play the game with your friends.

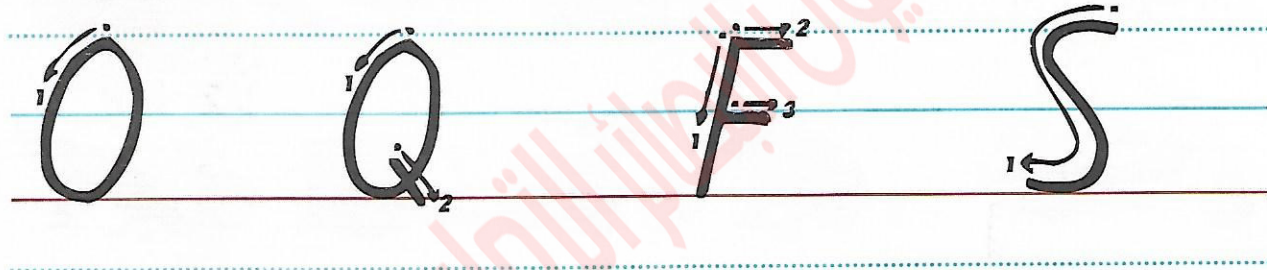


My handwriting

1. Read and sound the letters: o - q - f - s.
2. Look and do the same with your finger on the table.
3. Copy the small letters in your copybook.



4. Copy the capital letters in your copybook.



Listen, look and sing the two songs.




Mary




MY PROJECT: My picture dictionary

Draw or stick the pictures in your copybook.




cat



dog



canary




goldfish



rabbit




chick



lamb



1. Listen and show.



2. Listen and repeat.

5. Read and reorder the story. Number the pictures in your copybook.


1 = Picture E 2 = ? 3 = ? 4 = ? 5 = ? 6 = ?



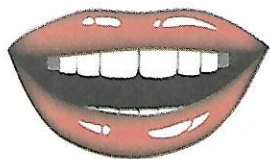
6. Read the story (activity 5) and circle the right number in your copybook.

- a. The story is about... 1. school 2. friends 3. a birthday party
- b. Meriem is... 1. six 2. eight 3. nine
- c. She's... 1. sad 2. happy
- d. The birthday cake is... 1. pink 2. blue 3. red
- e. There are... 1. five guests 2. three Guests 3. six guests

7. Draw the face on your copybook. Listen and colour in your copybook.



8. Listen and circle 'a' or 'an' in your copybook.



a. a/an mouth



b. a/an eye



c. a/an nose



d. a/an ear



e. a/an face



f. a/an tree



g. a/an ant



h. a/an orange



i. a/an umbrella




j. a/an iron


9. Offer your friend something to eat or to drink.

1. Help yourself, please. Have a/an ...
3. My pleasure.

2. Thanks.



Soda



biscuit



apple



ice cream

10. Reorder the words. Write the sentences in your copybook.

a. birthday / It / . / my / ' / s → It's my birthday.

b. party / is / ? / time / the / What

c. happy / . / m / ' / I

d. yourself / , / help / . / Please

e. apple / . / , / an / Have / please

11. Act out the story (activity 5, page 54) with your friends.

12. Read and write the sentences in your copybook.


Hello, I'm . I'm . I've got a small , big ,
a big , and a small .

13. Replace 'Fennec' by your name. Write and read your sentences to your friends.



1. Listen and repeat.

1



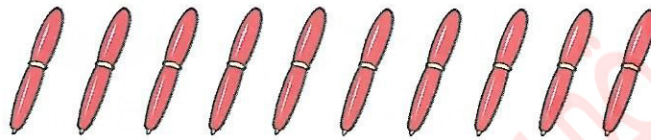
ten



red



pen



Ten red pens.

2. Listen and tick the box in your copybook when you hear the 'e' words.

a



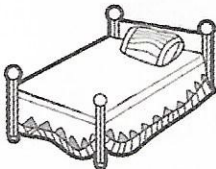
b



c



d



e




f




3. Listen, look and repeat. Sound and spell the words.

4. Listen, look and repeat the words.

5. Listen and write 'e' or 'a' in your copybook.



6. Listen and repeat.




7. Listen and look. Sound the letters and repeat the words.

8. Listen, look and repeat the words.

9. Listen and write 'f' or 'v' in your copybook.



..f..ast



.....est



.....in



.....et



.....at



.....at

10. Listen and read the sentences.

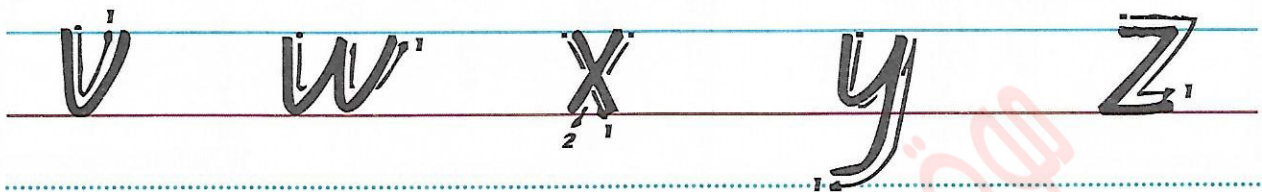
1. A fat vet felt fine under the vine.
2. A ferry sails very fast on the vast sea.

11. Read and speed (activity 10). Play the game with your friends.

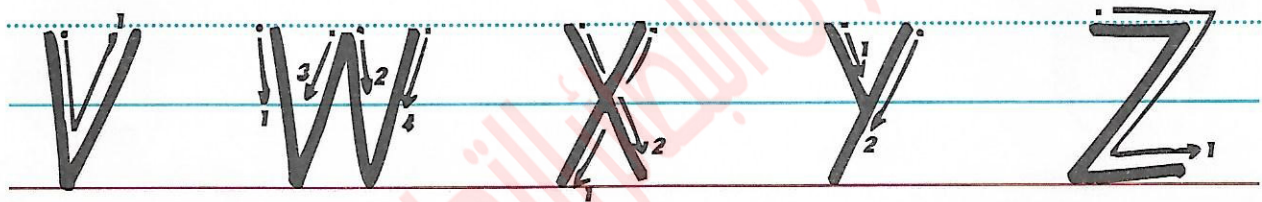


My handwriting

1. Read and sound the letters: v – w – x – y – z.
2. Look and do the same with your finger in the air.
3. Copy the small letters in your copybook.



4. Copy the capital letters in your copybook.




5. Write your first and family names in your copybook.

Listen, look and sing the two songs.

1




2



MY PROJECT: My pictionary

Draw or stick the pictures in your copybook.




spoon

fork

knife


plate




glass




cake




eye



ear



nose



mouth





الطبعة الأولى 2022

ك. م : 0315 MS

ردمك: 0 - 157 - 77 - 9947 - 978 ISBN

الإيداع القانوني: السداسي الثاني 2022

مقاس الكتاب : 20 cm x 28 cm

عدد الصفحات : 64 ص

كتاب مدرسي معتمد من طرف وزارة التربية الوطنية تحت رقم 1858 / م / 22

© جميع الحقوق محفوظة للديوان الوطني للمطبوعات المدرسية (ONPS)

O.N.P.S. : El Achour
B.P. : 121, Oued Romane - Alger

الهاتف : 023.34.52.91 (213) Tél. :
023.34.52.84
فاكس : 023.34.52.74 Fax :

Site web : www.onps.dz
e.mail : contact@onps.dz

د.و.م.م. : العاشور
ص.ب. : 121 ، واد الرمان - الجزائر

elbassair.net

موقع عيون البصائر الإلكترونية

<https://www.facebook.com/bassair>



978-9947-77-157-0

سعر البيع:
180.00 دج

ك. م : 0315 MS
ردمك : 0 - 157 - 77 - 9947 - 978 ISBN



لتحميل الكتب المدرسية الابتدائي-المتوسط-الثانوي إضغط هنا

لتحميل الكتاب اضغط في أسفل الصفحة

موقع عيون البصائر التعليمي

elbassair.net

